


# SS Peter & Paul



## Year 1

# Spring Curriculum Booklet 2023-2024

*Learning Together, Achieving Together, in Christ*

### **Staff:**

**St. Brigid:**

Mrs Norris

[fsmithnorris@sspp.merton.sch.uk](mailto:fsmithnorris@sspp.merton.sch.uk)

### **Support staff**

Mrs Marie-Jeanne & Miss Burgess



## P.E Days

P.E is on **Monday and Wednesday** for Year 1.

Please wear your PE kits on these days. Please wear the correct school colours. No branded items.

## Key Dates

- Reading for Pleasure : **Tuesdays 8.45am**
- Road safety week- **22nd January**
- Year 1 Liturgy - **24th January**
- Class saint -St Brigid Feast day - **1st February- wear a purple accessory**
- Maths workshop - **6th February**
- INSET day- **8th/9th February**
- Half term- **12th February**
- SSP Parent Meetings- **27th February**
- World Book Day-**7th March**

## Homework

Children will have **reading homework** every night. There will be weekly **phonics** and **spellings** to learn for a weekly test.

**My Maths** homework will be set online , every week to consolidate the week's learning.

It is an expectation that homework is completed on time in order for the class to go through and assess their homework together, usually the following Thursday or Friday.



## Key Skills

Children will be practising counting from 0-100, forwards and backwards. In addition, they need to be able to count in 2s, 5s and 10s and recall number bonds to 10 and 20.

Children should be reading for a minimum of 10 minutes per day at home with an adult. Please question your child's comprehension of text and record daily in their reading records.

Children should practise writing their letters correctly. Once they are able to form their letters correctly, they can then begin to develop their cursive handwriting.

Children should be practising phonics at home. When writing, children should sound out the word slowly in order to hear all of the letter sounds they need to spell the word.

# Our Curriculum

Through our curriculum, we aim to provide the pupils with the knowledge, the skills and the understanding to enable them to achieve their best, with Christ at the centre of all we do.

We have developed a bespoke curriculum that is diverse and reflective of the contexts of our pupils and the school community. Our children will become articulate, confident, resilient, self-managing and above all, supportive of others, living as true witnesses of Christ.

When reading our core texts as part of our Learning Journey, we always strive to make cross curricular links with other subjects. To make these links even more clearer, each half term is titled *Enquire*, *Discover* and/or *Explore*.

Using these driver words promotes the idea of the children being active learners and taking the initiative, and you can find out more about these terms below.

## Discover

Acting like investigators, looking for clues about the past, a 'discover' half term will have a **history** focus, putting the onus on the children to be dynamic discoverers.

## Enquire


Asking questions is the key to being a great learner. An 'enquire' half term will mean **science** is at the fore where children will carry out enquiries and investigations to find out more about **seasonal changes** and **plants**.

## Explore




Exploring our local area Mitcham and countries around the world, this half term will have a strong **geography** focus for the children to link to their main learning in English.

# Learning Journey

## Blast off! Out of space (Enquire)



In this unit we focus on books that center around space exploration: 'Beegu' and 'Astro Girl.' Children will be retelling the story and creating diary entries for the characters, writing in role, writing commands and 'how to' guides. We will also look at real life astronauts and write a non chronological report based on this.



## Heroes and Villains (Discover)

In this unit we will focus on creative writing, through wanted posters, character descriptions, recipes and non chronological reports of Florence Nightingale and Mary Seole




## R.E

This year we are continuing with the RE scheme, Come and See to deepen children's understanding of faith. Please see the details of the units we'll cover in Autumn term below:


**Families:** In this unit we will be exploring how we are all part of God's family.

**Belonging :** This unit is about Baptism and belonging to the family of God.

**Waiting :** We will learn how Advent is a time of waiting for Jesus' coming and know the story of Jesus' birth and help us to understand God's love.



Thinking of everyone  
(The Common Good)



Taking part  
(Participation)

## Catholic Social Teaching

Catholic Social Teaching (CST) is rooted in Scripture, formed by the wisdom of Church leaders, and influenced by grassroots movements. It is our moral compass, guiding us on how to live out our faith in the world. Our faith calls us to love God and to love our neighbours in every situation, especially our sisters and brothers living in poverty. Following in the footsteps of Christ, we hope to make present in our unjust and broken world, the justice, love and peace of God. CST reminds us of this mission.

Children at SS Peter and Paul will be introduced to these principles over the year and in order to help the children understand and remember them, each principle has a character which embodies, promotes and symbolises it. You can see these around this page.




Everyone is special  
(Human Dignity)



Everyone should have a say  
(The Common Good)




Caring for God's gifts  
(Stewardship)



Putting people in most need first  
(Option for the Poor)



Showing we care  
(Solidarity)



Sharing fairly  
(Distributive Justice)



Being peacemakers  
(Promoting Peace)

On their class saint feast day, we ask that our children wear something purple to celebrate and promote the special day.

# Phonics

Phonics lessons are taught weekly and discreetly. Below is an overview of what will likely be covered week to week in these sessions over the Autumn term.

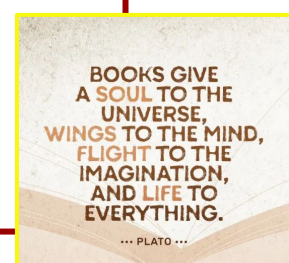

	Week 1	Week 2	Week 3	Week 4	Week 5	Week 6
<b>Autumn 1</b>	/ee/ y funny /e/ ea head /w/ wh wheel /oa/ oe ou toe shoulder	/igh/ y fly /oa/ ow snow /j/ g giant /f/ ph phone	// le al apple metal /s/ c ice /v/ ve give	/u/ o-e o ou some mother young /z/ se cheese /s/ se ce mouse fence /ee/ ey donkey	Grow the code: /oo/ u ew ue u-e ui ou oo fruit soup /ee/ ea e e-e ie ey y ee /s/ c se ce ss /z/ se s zz /oa/ ow oe ou o-e o oa	Assessment
<b>Autumn 2</b>	/ur/ or word /oo/ u oul awful would /air/ are share /or/ au aur oor al author dinosaur floor walk	/ch/ tch match /ch/ ture adventure /ar/ al half* /ar/ a father*	/or/ a water Schwa in longer words: different /o/ a want /air/ ear ere bear there	/ur/ ear learn /r/ wr wrist /s/ st sc whistle science Schwa at the end of words: actor	/c/ ch school /sh/ ch chef /z/ /s/ ce se ze freeze	Assessment



## Recommended Reading

Please find the recommended reading list attached.

[www.thereaderteacher.com](http://www.thereaderteacher.com) has excellent lists of recommended reading for every year group and it even includes lists specifically designed to engage reluctant readers. [www.booksfortopics.com](http://www.booksfortopics.com) is also another excellent site.





# Grammar, Punctuation and Spelling

Grammar lessons are taught weekly and discreetly. Below is an overview of what will likely be covered week to week in these sessions over the Autumn term.

	Week 1	Week 2	Week 3	Week 4	Week 5	Week 6
<b>Spring 1</b>	Singular Nouns	Past and Present Verbs	Suffixes -ed	Capital Letters for the Days of the Week	Writing Sentences	Assess and Review
<b>Spring 2</b>	Plural Nouns	Noun Suffixes -es	Compound Words	Question Marks	Sequencing Sentences	Assess and Review

New spelling patterns will be introduced weekly with a short activity during the grammar lesson to familiarise the children with the pattern and a subsequent homework set in which the children should practise the pattern in preparation for a spelling test. An overview of the weekly patterns are listed below and can be found on the drive.

	Week 1	Week 2	Week 3	Week 4	Week 5	Week 6
<b>Spring 1</b>	The trigraph igh	The vowel digraph 'ar'	The vowel digraph 'er' (unstressed) 'er' (stressed)	The vowel digraph 'ir', 'ur'	Adding -er and -est to adjectives where no change is needed to the root word	Days of the week/ Common Exception Words
<b>Spring 2</b>	The sound /k/ spelt with 'k' not 'c', before e, i and y	The split vowel digraphs 'a-e' and 'e-e'	The split vowel digraphs 'i-e' 'o-e'	The /yoo/ and /oo/ sounds spelt with the split digraph 'u-e'	The vowel digraph 'oo' - very few words have oo at the end	The sounds /oo/ and /yoo/ spelt with 'ue' 'ew'

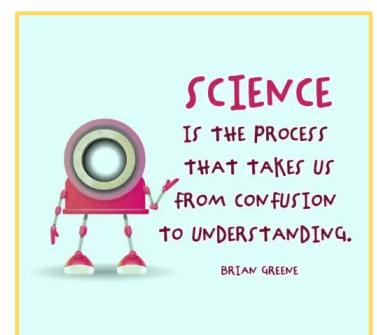

## Science

**Spring 1**, our science unit is **Seasonal Changes**.

Our children will understand what different seasons there are. They will discuss the season of autumn. They will discuss different clothing and why certain outfits are appropriate. They will investigate the changing of the trees around them. They will observe weather over time and record changing wind, temperature and rainfall.

### Spring 2- Plants

Children will be learning about plants, naming them and identifying their different parts they will be planting them and talking how they grow. They will also be identifying different flowers and trees.



# Writing

In Year 1 children should:

- Begin to form lower-case letters in the correct direction, starting and finishing in the right place
- Write sentences by: 1. sequencing sentences to form short narratives; and 2. re-reading what has been written to check that it makes sense.
- Spells words containing each of the 40+ phonemes already taught.
- Name the letters of the alphabet in order.
- Write from memory simple sentences dictated by the teacher that include words using the GPCs and common exception words taught so far.
- Begin to use capital letters, full stops, question marks and exclamation marks to demarcate sentences.

By the end of Y1 a child should be able to:

- Compose individual sentences orally and then write them down and be able to spell correctly many of the Y1 words (found in the Year 1 spelling section of the Reading record) as well as name the letters of the alphabet in order.
- Make phonetically-plausible attempts to spell words that have not yet been learnt and can form individual letters correctly.

# Mathematics

	Week 1	Week 2	Week 3	Week 4	Week 5	Week 6	Week 7	Week 8	Week 9	Week 10	Week 11	Week 12
Autumn term	Number Place value (within 10) FREE TRIAL VIEW					Number Addition and subtraction (within 10) VIEW					Geometry Shape VIEW	
Spring term	Number Place value (within 20) VIEW		Number Addition and subtraction (within 20) VIEW			Number Place value (within 50) VIEW		Measurement Length and height VIEW		Measurement Mass and volume VIEW		
Summer term	Number Multiplication and division VIEW		Number Fractions VIEW		Geometry Position and direction VIEW	Number Place value (within 100) VIEW		Measurement Money VIEW	Measurement Time VIEW			

At St Peter and Paul our intent is to teach Maths Mastery and we have invested in the use of the White Rose Maths scheme of work in order to deliver our curriculum. As a result, reasoning and problem-solving tasks will be part of their weekly mathematical activities, set in a wide variety of contexts. Mastery is not just being able to memorise key facts and procedures and answer test questions accurately and quickly. **It involves knowing 'why' as well as knowing 'what' and knowing 'how'**. It means being able to use one's knowledge appropriately, flexibly and creatively, applying it in new and unfamiliar situations.

Below is an overview of the maths topics which will be covered and when in Year 1.



# NED and Growth Mindset

The St Peter & St Paul's Growth Mindset is a way of looking at learning - to encourage children to become more independent learners. At SS Peter & Paul's, we will be working with children to strengthen certain ways of working in order to help promote resilience and capacity to succeed both in school and beyond using the simple NED approach:



- Never Give Up
- Encourage Others
- Do your Best

Our children's understanding of our school motto:

**'Learning Together,  
Achieving Together, in Christ'**

will ensure they exhibit the values of loving one another, being ready to learn, being respectful, keeping safe, collaborating, learning from their mistakes, rising to a challenge and taking risks.

Children will be rewarded for demonstrating this throughout the year through certificates and postcards home. Do look out for these!



## Who you can talk to...

You should speak to your child's class teacher in the first instance if you have any worries or concerns about any aspect of your child's education here at St. Peter and St Paul. You are more than welcome to make an appointment to see the class teacher through the office or email for a more formal correspondence.

You can also talk to Mrs. Aransiola (Head teacher)

[office@sspp.merton.sch.uk](mailto:office@sspp.merton.sch.uk)

Mrs. Bimson (Assistant Head for Pastoral and Inclusion)

[pushpa.bimson@sspp.merton.sch.uk](mailto:pushpa.bimson@sspp.merton.sch.uk)

Or Mr. Humphrey (Assistant Head for Curriculum, Teaching and Learning)

[ihumphrey@sspp.merton.sch.uk](mailto:ihumphrey@sspp.merton.sch.uk)



Follow us at @ssppmitcham1  
We are... *"Something to post about!"*



Scan for more information about the Year 1 recommended reading list.